

XP95

interfaces

For every aspect of
analogue addressable
fire systems



- Easy to install
- Well protected
- Modular design
- A neat solution

*Fire protection systems
can be engineered simply
and effectively without
the need for custom-
designed equipment.*

XP95 interfaces

XP95 interfaces are supplied in three different enclosures to suit the individual applications.

Standard enclosures are designed to be surface or flush-mounted to walls and consist of three parts: a backbox with knockouts for cable entry (this part is not supplied for flush mounting), a PCB assembly and a protective front cover. Surface mount and flush mount versions each have their own part numbers.

Dimensions:

150x90x48mm (surface mount)

150x90x22mm (flush mount)

Miniature interfaces use very compact enclosures for installation into other equipment. They are fitted with flying leads for ease of connection and need no installation screws or brackets.

Dimensions: 76x47x14mm

XP95 DIN-rail interfaces feature enclosures that clip to standard 35mm DIN rails (DIN 46277) or are screwed to the base of a larger enclosure. They enable fire systems designers to determine the functions required and create multi-purpose interfaces for individual sites.




Dimensions: 110x107x20mm

- Easy to install
- Well protected
- Modular design
- A neat solution



Switch Monitor


Designed to monitor the state of one or more single-pole, volt-free contacts connected on a single pair of cables. Reports open and short-circuit faults on the circuit. The device produces the output states normal, fault, pre-alarm, and alarm.

-  55000-810 (surface)
-  55000-808 (flush)
-  55000-822



Mini Switch Monitor


Identical in function to the Switch Monitor.

-  55000-833






Mini Switch Monitor (Interrupt)

This device performs the same task as the standard Mini Switch Monitor, but incorporates an interrupt facility as in the Apollo analogue-compatible manual call point. It is used to monitor equipment where a fast response is required. It has no pre-alarm signal facility.

-  55000-832




Switch Monitor Plus

This product has the same functionality as the standard Switch Monitor, but incorporates additional circuitry to monitor flow switches and provide a time delay in so doing. It also contains circuitry which can be used to reset a beam detector.

-  55000-809 (surface)
-  55000-807 (flush)
-  55000-821




Zone Monitor

The Zone Monitor powers and controls the operation of a zone of conventional detectors. This device has an input voltage, derived from the analogue loop, of 14 to 28V and provision is made for the inclusion of an active end-of-line device. The DIN-rail version incorporates dual short-circuit isolation.

-  55000-813 (surface)
-  55000-814 (flush)
-  55000-812




Sounder Control Unit

This unit is designed to control a zone of sounders powered by an external DC supply. The sounders will be switched to sound continuously or be pulsed, 1s on, 1s off. Sounder Control Units at different addresses may be controlled individually or in selectable groups and have a facility for synchronising the outputs, when being pulsed.

-  55000-823 (surface)
-  55000-824 (flush)
-  55000-826




Input/Output Unit

This unit provides a loop-powered relay, a monitored input and an unmonitored opto-coupled input. It can report fault, switch open and switch closed levels.

-  55000-818 (surface)
-  55000-816 (flush)
-  55000-803

Output Unit

The Output Unit is a simplified version of the Input/Output Unit without circuitry for monitoring inputs.

-  55000-819 (surface)
-  55000-817 (flush)
-  55000-804

Dual Isolator

The Dual Isolator provides two independent isolators which sense and isolate short circuits on XP95 and Discovery loops and spurs.

-  55000-802



Legend



part number for standard enclosure



part number for DIN-rail enclosure



part number for miniature enclosure

modular interfaces - a neat solution



PIN (Product Information and News) sheets which give full technical information are available on request for all interfaces. Please quote the relevant PIN sheet number when ordering.

	Standard enclosure	DIN-rail enclosure	Miniature enclosure
Switch Monitor	PP2015	PP2048	-
Mini Switch Monitor	-	-	PP2021
Mini Switch Monitor (Interrupt)	-	-	PP2020
Swith Monitor Plus	PP2014	PP2047	-
Zone Monitor	PP2016	PP2049	-
Sounder Control Unit	PP2019	PP2050	-
Input/Output Unit	PP2017	PP2045	-
Output Unit	PP2018	PP2046	-
Dual Isolator	-	PP2051	-

In addition, installation guides are packed with each product.



INVESTOR IN PEOPLE



Quality Systems Certificate No 010
Assessed to ISO 9001

