




voyager 1-2 loop



analogue addressable control panel (XP95, XPlorer & Discovery)



panel features



- From 1-2 loops
- Compliant with EN54 parts 2 and 4, BS EN 60950 and BS EN 50130 part 4
- Full Apollo XP95 and Discovery compatibility
- Automatic recognition of Apollo or CEL outstations
- Extensive mode change options by day/night and special group allocation
- Windows-based, full upload/download PC software package
- 500mA output per loop with highly stable voltage platform, even under mains-failed conditions
- Fully networkable with other **voyager** and **discovery** panels, graphics package and **integra** network repeaters
- Powerful processing and extensive panel and loop I/O capability
- User friendly controls and a clear, unambiguous screen
- Membrane facia with tactile switches
- Complies with EMC and LVD Directives



voyager 1-2 loop



analogue addressable control panel (XP95, XPlorer & Discovery)

general introduction

The **voyager** analogue addressable panels are a powerful yet user-friendly series of control panels. They are designed to a high standard in compliance with EN54, parts 2 & 4.

Each panel in this modular series has considerable processing ability but is easy to install, programme and operate. This is supported by comprehensive documentation on commissioning, operating, maintenance and fault finding.

Panels are housed in steel enclosures and are finished in hardwearing epoxy paint. In addition, there is a complete range of compatible accessories available to support the series and to meet most customer requirements.

The manufacturer of the **voyager** panel is wholly dedicated to producing the highest quality fire equipment to meet stringent and diverse requirements, from the smallest user to nuclear power plants and petrochemical installations. As such, the company is approved to the ISO9001 quality assurance system by the British fire industry's leading accreditation authority, the Loss Prevention Certification Board, as well as being an active member of the British Fire Protection Systems Association and a committed Investor In People.

A programme of continuous investment in new manufacturing technology, including surface mount "pick-and-place" circuit board assembly, ensures long term product reliability and consistency.

technical introduction

The **voyager** series of control panels is ideally suited to installations which require very complex sounder and control/shut-down functions. The panels are programmable to meet individual site requirements by means of a cause & effect matrix. This is downloaded from a PC, using the Cause & Effect Edit Programme. Text may be edited via a keyboard or downloaded from a PC.

The **voyager** has a 4 line x 20 character backlit LCD display, showing the first and most recent event. Other events may be reviewed using the More Messages facility. User controls are accessed by means of keyswitch enabled membrane controls with password protection for engineer purposes. Each panel has a high level of processing power and each loop has its own processor.

The panel allows up to 126 addresses per loop. All addresses on a loop may be used for output functions, with 3 independently programmable output bits per address.

By using Apollo Discovery detectors, the system may be configured to automatically switch between heat and smoke detection at selected times of day or week. Additional facilities are also provided for temporary switching between smoke and heat detection to suit short-term changes in environmental conditions.

Up to 248 user-definable panel inputs and relay/two-stage alarm outputs can be provided via expansion boards. Many useful testing and service functions are also provided. All events may be recorded on the optional printer and zonal indications are included as standard.

networking

The addition of a **integra** network card to this panel will provide the facility to monitor, indicate and control the functions of a networked fire alarm system installation, allowing signals to be distributed around a large site.

The system operates as a global communication system and does not require a master panel or computer. This approach reduces cost and avoids the problem of a total network failure associated with master panel failure. A maximum of 15 active panels or 60 loops may be networked together. Each panel is a master and is programmed to listen selectively to all the other panels on the network. It can be programmed to act upon the information it has received.

Integra network repeater panels provide the ability to observe and control elements of the network via a compact unit which may be conveniently mounted at manned control points and still provide all essential display and control facilities.

The **integra** network uses RS485 data communications; up to 5km of transmission is possible. Local panel functions are not affected by any network failure.