

PASSIVE INFRARED SENSOR

PET IMMUNE

PA-450PI WIDE ANGLE : 36' (11m)



PET IMMUNITY

Multiple Zone Technology ensures 40 lbs (20kg) pet immunity with outstanding high performance and reliability. The newly developed pet immune lens creates precise alignment of each "pet zone" with the CPU.

NEW DESIGN CPU

PULNiX newly developed 4bit exclusive microprocessor for PA-450PI.

In addition to improvement of pulse count, PA-450PI is equipped with Auto-reset memory.

HIGH STABILITY

Immunities against Radio frequency, power line noise, Radiation noise and static electricity are improved.

SILENT RELAY

Photo-mos FET switch relay adopted at alarm output. Completely noiseless by eliminating the movable part which is inside of the relay. At the same time, quick response and long life are maintained.

VARIOUS FUNCTIONS

All the models are equipped with Tamper, Auto-reset memory, photo-mos FET switch.

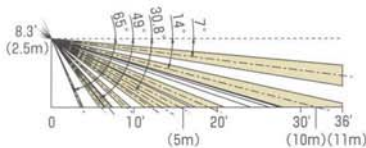
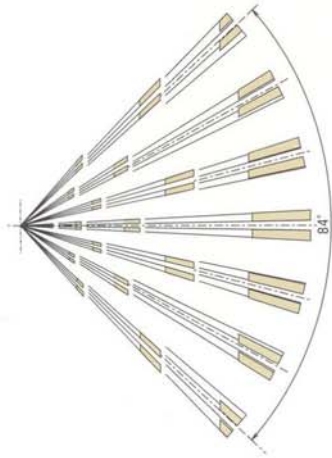
AREA ADJUSTMENT

The coverage pattern can be adjusted to allow for different mounting heights by moving the inner unit.

PASSIVE INFRARED SENSOR

COVERAGE

●PA-450PI
WIDE ANGLE

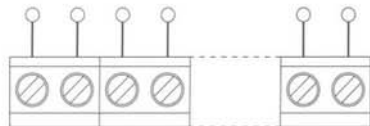


TERMINAL ARRANGEMENT

(STANDARD ARRANGEMENT)

POWER ALARM
10~18VDC 24V/0.25A
25mA (AC/DC)
non-polarity N.C./N.O.

TAMPER
30VDC/0.1A
N.C.

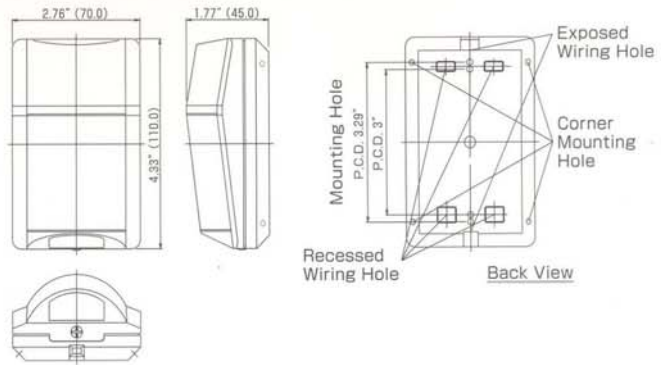


OPTIONAL

Wall / Ceiling mount attachment
BCW-401



EXTERNAL DIMENSIONS (Unit : inch (mm))



SPECIFICATIONS

Model	PA-450PI
Detection system	Passive infrared
Coverage	Wide angle 36° (11m) Max
Sensitive Zone	29 pairs
Supply voltage	10 to 18V DC (non-polarity)
Current consumption	25mA Max.
Alarm output	Dry contact (semi-conductor) (N.O./N.C. selectable) Reset : Approx. 2 secs., Rating : 24V, 0.25A Max (protective resistance 3.3Ω)
Tamper output	0.1A 30V N.C.
Alarm LED (Red)	<ul style="list-style-type: none"> •Blinking at warming up •Lighting at alarm (LED disabled) •Blinking at memory activated (3min.) •Lighting at memory indication (47min.)
Coverage adjustment	Vertically 3 steps
Pulse count	2/4 selectable
Alarm memory	Autoreset : 3 minutes blinking, 47 minutes lighting and automatically reset
Low voltage notice	Dry contact alarm
Ambient temperature range	-15°C to +55°C (+5°F to +131°F) without condensation
Mounting position	Indoor use only (ceiling mount with optional attachment BCW-401)
Weight	120g (4.2oz)
Appearance	Body : ABS resin , Lens : PE resin

※The specifications are subject to change without notice.

The passive infrared sensor is designed to detect infrared energy variations caused by the presence of a human body. Therefore, note that similar variations in conditions in protected area, due to other reasons, may cause the sensor to create an alarm as it is unable to distinguish between sources.

Please Note : This sensor is designed to detect intrusion and to initiate an alarm; it is not a burglary-preventing device. PULNiX is not responsible for damage, injury or losses caused by accident, theft, Acts of God (including inductive surge by lightning), abuse, misuse, abnormal usage, faulty installation or improper maintenance.

LEAF 2-01P16-3

PULNiX

In Japan

Takenaka Engineering Co., Ltd
83-1, Gojo-sotokan,
Higashino, Yamashina-ku,
Kyoto 607-8156, Japan
Tel : 81-75-501-6651
Fax : 81-75-593-3816
<http://www.takeex.co.jp/>

In the U.S.

Pulnix Sensors Inc.
230 E. Caribbean Drive
Sunnyvale,
CA 94089, U.S.A.
Tel : 408-747-0100
Fax : 408-734-1100
<http://www.pulnixsensors.com/>

In Australia

Pulnix Sensors Inc.
Unit 16, 35 Garden Road,
Clayton, Victoria 3168,
Australia
Tel : 03-9546-0533
Fax : 03-9547-9450
<http://www.pulnixsensors.com.au/>

Pulnix Sensors Inc.
Brisbane office : 1/50 Logan
Road, Woolloongabba
Queensland
4102, Australia
Tel : 07-3891-3344
Fax : 07-3891-3355

In the U.K.

Pulnix Europe Ltd.
Pulnix House, Aviary Court,
Wade Road, Basingstoke,
Hampshire. RG24 8PE, U.K.
Tel : 01256-475555
Fax : 01256-466268
<http://www.pulnix.co.uk/>