

# PASSIVE INFRARED SENSOR

**Interceptor**



PA-450 WIDE ANGLE ; 36' (11m)



PA-460 VERTICAL CURTAIN ; 55' (16.5m)



## NEW DESIGN CPU

PULNIX newly developed 4bit exclusive microprocessor for PA-450/460 PIR.

In addition to improvement of pulse count, PA-450/460 is equipped with Auto-reset memory.

## HIGH STABILITY

Immunities against Radio frequency, power line noise, Radiation noise and static electricity are improved.

## SILENT RELAY

Photo-mos FET switch relay adopted at alarm output. Completely noiseless by eliminating the movable part which is inside of the relay. At the same time, quick response and long life are maintained.

## VARIOUS FUNCTIONS

All the models are equipped with Tamper, Auto-reset memory, photo-mos FET switch.

## COVERAGE PATTERNS

Series is available in both wide angle and vertical curtain versions.

## CREEP ZONE

Zone focused directly below sensor eliminates typical "dead" area just under unit.

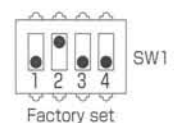
## AREA ADJUSTMENT

The coverage pattern can be adjusted to allow for different mounting heights by moving the inner unit.

## MODE SELECTOR

Mode selector enables settings very easy.

No.	1.COUNT	2.LED	3.ALARM	4.MEMORY
☐	4	ON	N.O.	AUTO
◻	2	OFF	N.C.	M/C(OFF)

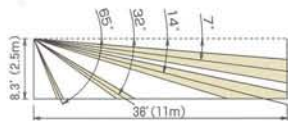
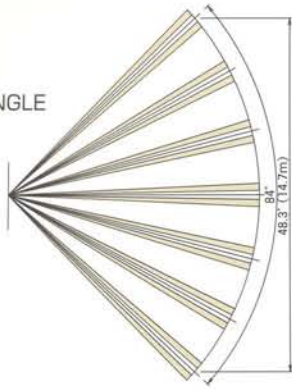


1. Pulse count switch  
PA-450 allows to set for either two or four pulse count to initiate an alarm output.
2. Alarm LED ON/OFF switch
3. Alarm contact changeover switch  
Alarm output is N.O. and N.C. selectable.
4. Memory Switch  
Auto-reset memory can be disabled with this switch.

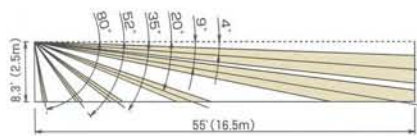
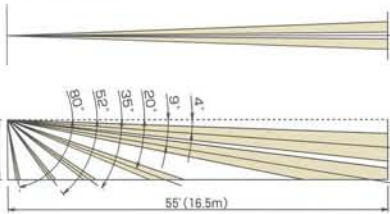
# PASSIVE INFRARED SENSOR

## ■ COVERAGE

### ● PA-450 WIDE ANGLE



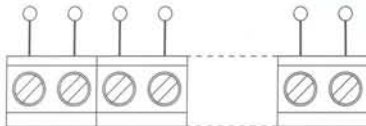
### ● PA-460 VERTICAL CURTAIN



## ■ TERMINAL ARRANGEMENT

### <STANDARD ARRANGEMENT>

<b>POWER</b>	<b>ALARM</b>	<b>TAMPER</b>
10~18VDC	24V/0.25A	30VDC/0.1A
25mA	(AC/DC)	N.C.
non-polarity	N.C./N.O.	

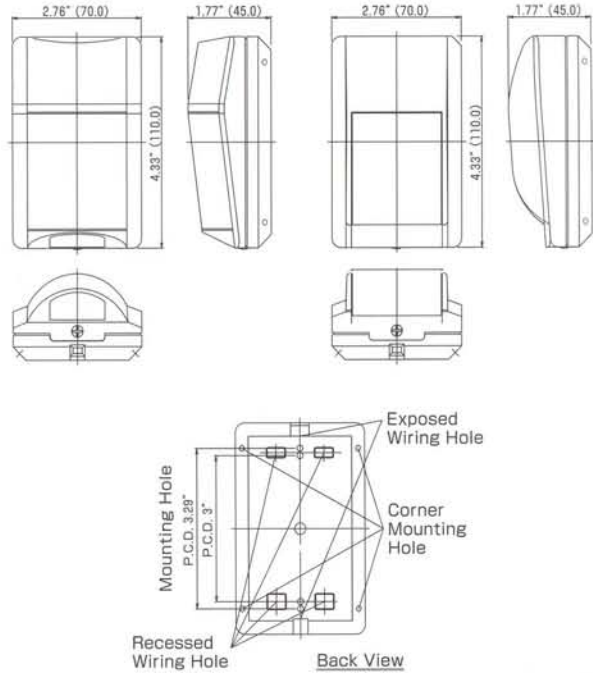


## ■ OPTIONAL

Wall / Ceiling mount attachment  
BCW-401



## ■ EXTERNAL DIMENSIONS (Unit : inch (mm))



## ■ SPECIFICATIONS

Model	PA-450	PA-460
Detection system	Passive infrared	
Coverage	Wide angle 36' (11m) Max	Vertical curtain 55' (16.5m) Max
Sensitive Zone	18 Pairs	6 Pairs
Supply voltage	10 to 18V DC (non-polarity)	
Current consumption	25mA Max.	
Alarm output	Dry contact (semi-conductor) (N.C./N.O. selectable) Reset : Approx. 2 secs., 24V, 0.25A Max (protective resistance 3.3Ω)	
Tamper output	0.1A 30V N.C.	
Alarm LED (Red)	<ul style="list-style-type: none"> <li>•Blinking at warming up</li> <li>•Lighting at alarm (LED disabled)</li> <li>•Blinking at memory activated</li> <li>•Lighting at memory indication</li> </ul>	
Coverage adjustment	Vertically 3steps	
Pulse count	2/4 selectable	2
Alarm memory	Autoreset : 3minutes blinking, 47minutes lighting and automatically reset	
Lowvoltage notice	Dry contact alarm	
Ambient temperature range	-15°C to +55°C (+5°F to +131°F) without condensation	
Mounting position	Indoor use only (ceiling mount with optional attachment BCW-401)	
Weight	120g (4.2oz)	
Appearance	Body : ABS resin Lens : PE resin	

※The specifications are subject to change without notice.

The passive infrared sensor is designed to detect infrared energy variations caused by the presence of a human body. Therefore, note that similar variations in conditions in protected area, due to other reasons, may cause the sensor to create an alarm as it is unable to distinguish between sources.

Please Note : This sensor is designed to detect intrusion and to initiate an alarm; it is not a burglary-preventing device. PULNiX is not responsible for damage, injury or losses caused by accident, theft, Acts of God (including inductive surge by lightning), abuse, misuse, abnormal usage, faulty installation or improper maintenance.

LEAF 05-02P15-6

# PULNiX

### In Japan

Takenaka Engineering Co., Ltd  
83-1, Gojo-sotokan,  
Higashino, Yamashina-ku,  
Kyoto 607-8156, Japan  
Tel : 81-75-501-6651  
Fax : 81-75-593-3816  
<http://www.takey-eng.co.jp/>

### In the U.S.

Pulnix Sensors Inc.  
230 E. Caribbean Drive  
Sunnyvale,  
CA 94089, U.S.A.  
Tel : 408-747-0100  
Fax : 408-734-1100  
<http://www.pulnixsensors.com/>

### In Australia

Pulnix Sensors Inc.  
Unit 16, 35 Garden Road,  
Clayton, Victoria 3168,  
Australia  
Tel : 03-9546-0533  
Fax : 03-9547-9450  
<http://www.pulnixsensors.com.au/>

Pulnix Sensors Inc.  
Brisbane office : 1/50 Logan  
Road, Woolloongabba  
Queensland  
4102, Australia  
Tel : 07-3891-3344  
Fax : 07-3891-3355

### In the U.K.

Pulnix Europe Ltd.  
Pulnix House, Aviary Court,  
Wade Road, Basingstoke,  
Hampshire, RG24 8PE, U.K.  
Tel : 01256-475555  
Fax : 01256-466268  
<http://www.pulnix.co.uk/>